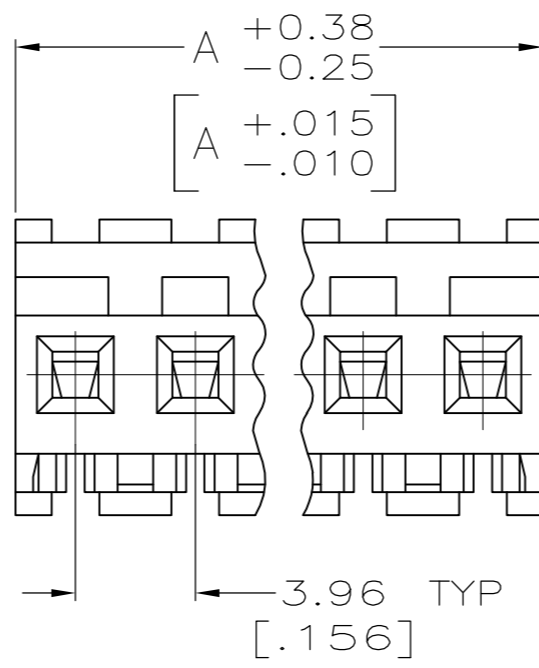
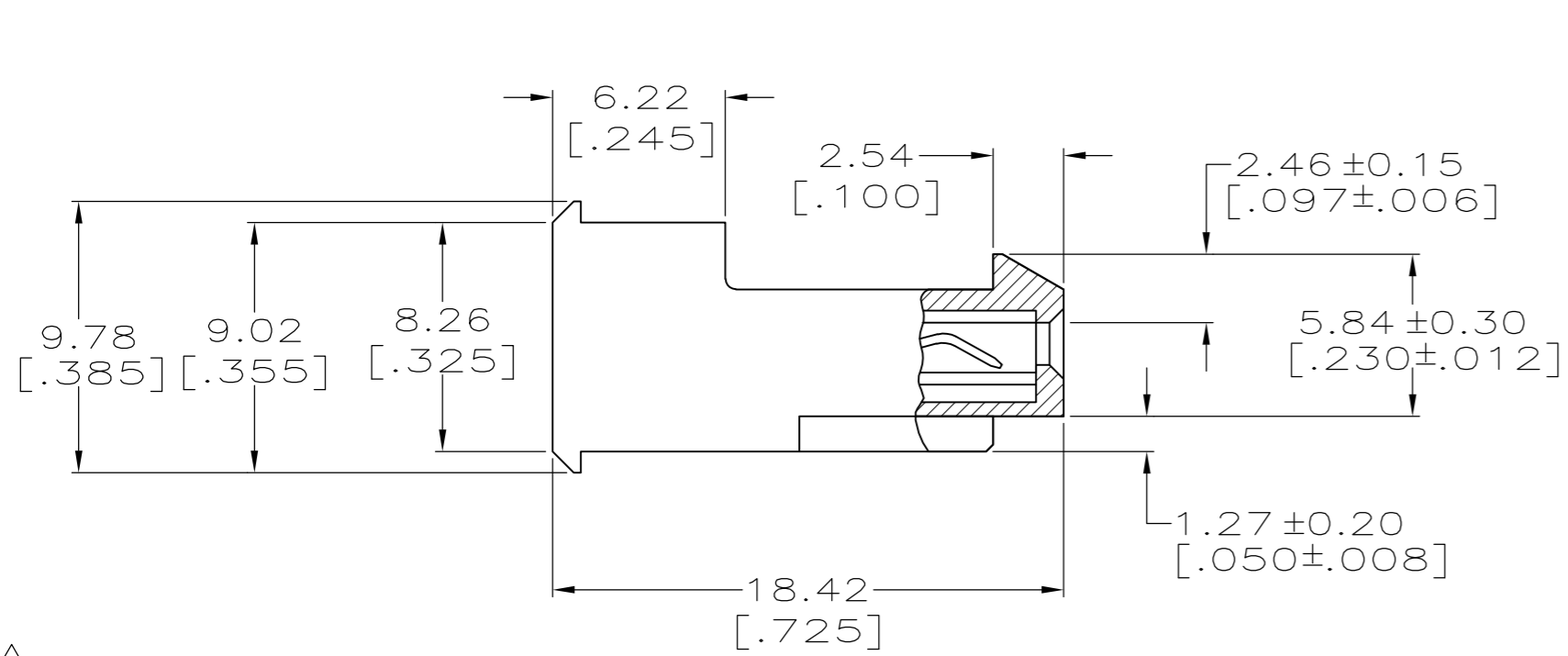
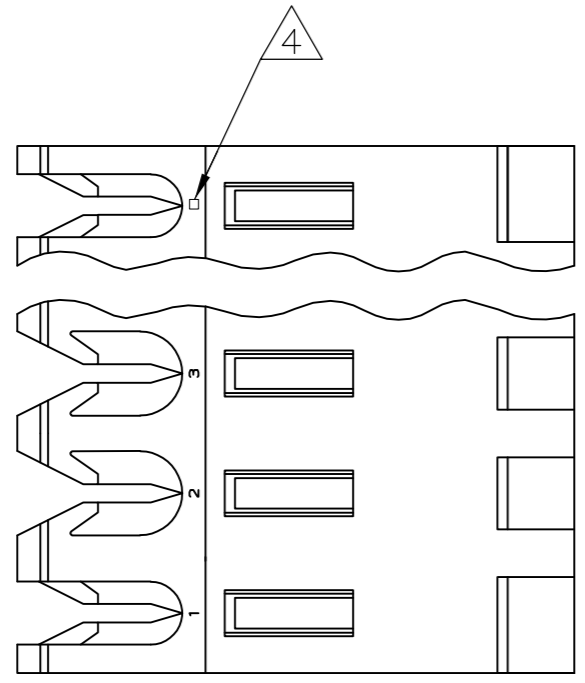


THIS DRAWING IS UNPUBLISHED. RELEASED FOR PUBLICATION  
 © COPYRIGHT BY TYCO ELECTRONICS CORPORATION. ALL RIGHTS RESERVED.

LOC	DIST	REVISIONS			
P	LTR	DESCRIPTION	DATE	DWN	APVD
CM	0				
	K	ECO-07-012886	22JUN07	KW	DB



1 MATERIAL:  
 CONNECTOR - NYLON UL94V-2 (WHITE).  
 CONTACTS - 0.30[.012] THICK COPPER ALLOY.  
 PLATING - 0.00038[.000015] GOLD IN CONTACT AREA.  
 0.00203[.000080] MIN THICKNESS BRIGHT  
 TIN-LEAD IN SLOT AREA FOR 641171-2  
 THRU 2-641171-4 OR MATTE WHISKER  
 MITIGATED TIN IN SLOT AREA FOR  
 3-641171-2 THRU 5-641171-4 OVER  
 NICKEL UNDERPLATE.

- 2. CONTACTS ACCEPT 24 AWG WIRE WITH 2.41[.095] MAX INSULATION DIAMETER.
- 3. CONTACTS MUST ACCEPT 1.14±0.03[.045±.001] SQUARE POST AND REMAIN LOCKED IN POSITION.

4 IDENTIFICATION NUMBER FOR LAST CIRCUIT MAY NOT APPEAR ON ALL ASSEMBLIES.

5. DIMENSIONS IN BRACKETS ARE IN INCHES.

6. HOUSING FEATURES ARE: FEED-THRU WITH LOCKING RAMP.

NOTE DELETED.

NOTE DELETED.

CONTACT FINISH	DIM A	NO. OF CIRCUITS	PART NO.
TIN	95.10 [3.744]	24	5-641171-4
TIN	91.14 [3.588]	23	5-641171-3
TIN	87.17 [3.432]	22	5-641171-2
TIN	83.21 [3.276]	21	5-641171-1
TIN	79.25 [3.120]	20	5-641171-0
TIN	75.29 [2.964]	19	4-641171-9
TIN	71.32 [2.808]	18	4-641171-8
TIN	67.36 [2.652]	17	4-641171-7
TIN	63.40 [2.496]	16	4-641171-6
TIN	59.44 [2.340]	15	4-641171-5
TIN	55.47 [2.184]	14	4-641171-4
TIN	51.51 [2.028]	13	4-641171-3
TIN	47.55 [1.872]	12	4-641171-2
TIN	43.59 [1.716]	11	4-641171-1
TIN	39.62 [1.560]	10	4-641171-0
TIN	35.66 [1.404]	9	3-641171-9
TIN	31.70 [1.248]	8	3-641171-8
TIN	27.74 [1.092]	7	3-641171-7
TIN	23.77 [.936]	6	3-641171-6
TIN	19.81 [.780]	5	3-641171-5
TIN	15.85 [.624]	4	3-641171-4
TIN	11.89 [.468]	3	3-641171-3
TIN	7.92 [.312]	2	3-641171-2
TIN-LEAD	95.10 [3.744]	24	2-641171-4
TIN-LEAD	91.14 [3.588]	23	2-641171-3
TIN-LEAD	87.17 [3.432]	22	2-641171-2
TIN-LEAD	83.21 [3.276]	21	2-641171-1
TIN-LEAD	79.25 [3.120]	20	2-641171-0
TIN-LEAD	75.29 [2.964]	19	1-641171-9
TIN-LEAD	71.32 [2.808]	18	1-641171-8
TIN-LEAD	67.36 [2.652]	17	1-641171-7
TIN-LEAD	63.40 [2.496]	16	1-641171-6
TIN-LEAD	59.44 [2.340]	15	1-641171-5
TIN-LEAD	55.47 [2.184]	14	1-641171-4
TIN-LEAD	51.51 [2.028]	13	1-641171-3
TIN-LEAD	47.55 [1.872]	12	1-641171-2
TIN-LEAD	43.59 [1.716]	11	1-641171-1
TIN-LEAD	39.62 [1.560]	10	1-641171-0
TIN-LEAD	35.66 [1.404]	9	641171-9
TIN-LEAD	31.70 [1.248]	8	641171-8
TIN-LEAD	27.74 [1.092]	7	641171-7
TIN-LEAD	23.77 [.936]	6	641171-6
TIN-LEAD	19.81 [.780]	5	641171-5
TIN-LEAD	15.85 [.624]	4	641171-4
TIN-LEAD	11.89 [.468]	3	641171-3
TIN-LEAD	7.92 [.312]	2	641171-2



THIS DRAWING IS A CONTROLLED DOCUMENT. DWN B. LEWIS 3-11-96  
 CHK R. SWING 3-11-96  
 APVD -  
 PRODUCT SPEC 108-1051  
 APPLICATION SPEC 114-1020  
 MATERIAL - 1  
 FINISH -

Tyco Electronics Corporation  
 Harrisburg, Pa 17105-3608

MTA-156 CONNECTOR ASSEMBLY,  
 24 AWG, STANDARD

SIZE A2 CAGE CODE 00779 DRAWING NO C-641171 RESTRICTED TO -  
 CUSTOMER DRAWING SCALE 4:1 SHEET 1 OF 1 REV K